

Alaskans pay a high price for getting hurt

One Year of Unintentional Injuries in Alaska

2001 Data

Category	Injuries	Deaths
Airplane	31	20
Animal Ride	21	0
Bicycle	118	1
Burn	57	0
Caught between Objects	28	0
Cut	148	0
Dogbite	28	0
Drowning/Near Drowning	14	41
Explosion	15	0
Eyepoke	3	0
Falls	1,691	22
Fire	49	14
Frostbite/Hypothermia	42	9
Machinery	61	2
Motor Vehicle Traffic	603	80
Off-Road Vehicle	290	15
Other	103	27
Other Animal Injury	19	0
Pedestrian	82	8
Playground Equipment Fall	31	0
Poisoning	74	79
Sledding	23	0
Sports	123	0
Strain	71	0
Struck by Person/Object	175	5
Suffocation	10	23
Swallowing Foreign Body	23	0
Unintentional Firearm	35	1
Water Transport	89	1
Total	4,057	348

At more than \$25,000 per incident

Cost to Alaska = \$111 million

Only includes injuries requiring hospitalization
Actual cost is much higher

Cost to Alaska	\$102,305,752	\$8,775,549
-----------------------	----------------------	--------------------

Sources: Deaths - Alaska Bureau of Vital Statistics; Injuries - Alaska Trauma Registry, data from 24 Alaska hospitals, includes Alaska non-residents

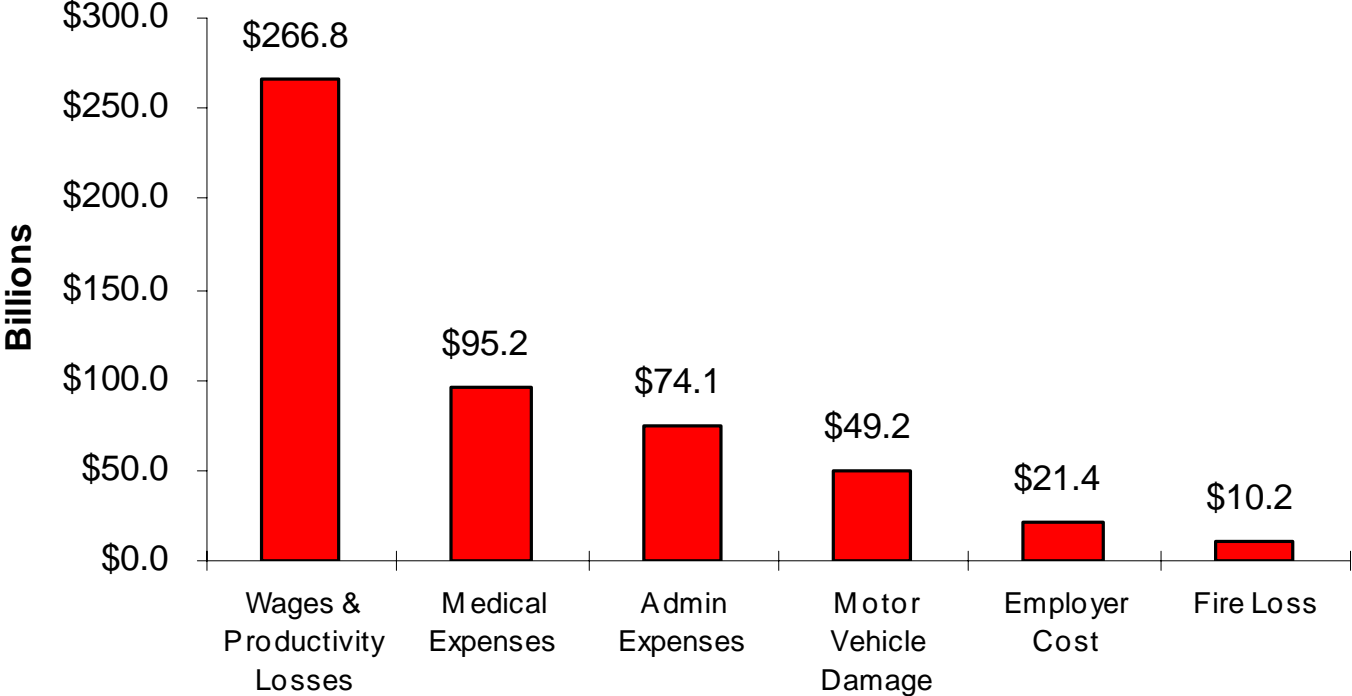
Nationwide cost of unintentional injuries

2001 US Unintentional Injuries

	Motor Vehicle	Home	Public	Work	Total
Deaths	42,900	33,000	19,000	3,100	98,000
Injuries	2,300,000	8,000,000	6,300,000	3,800,000	20,400,000

Source: National Safety Council

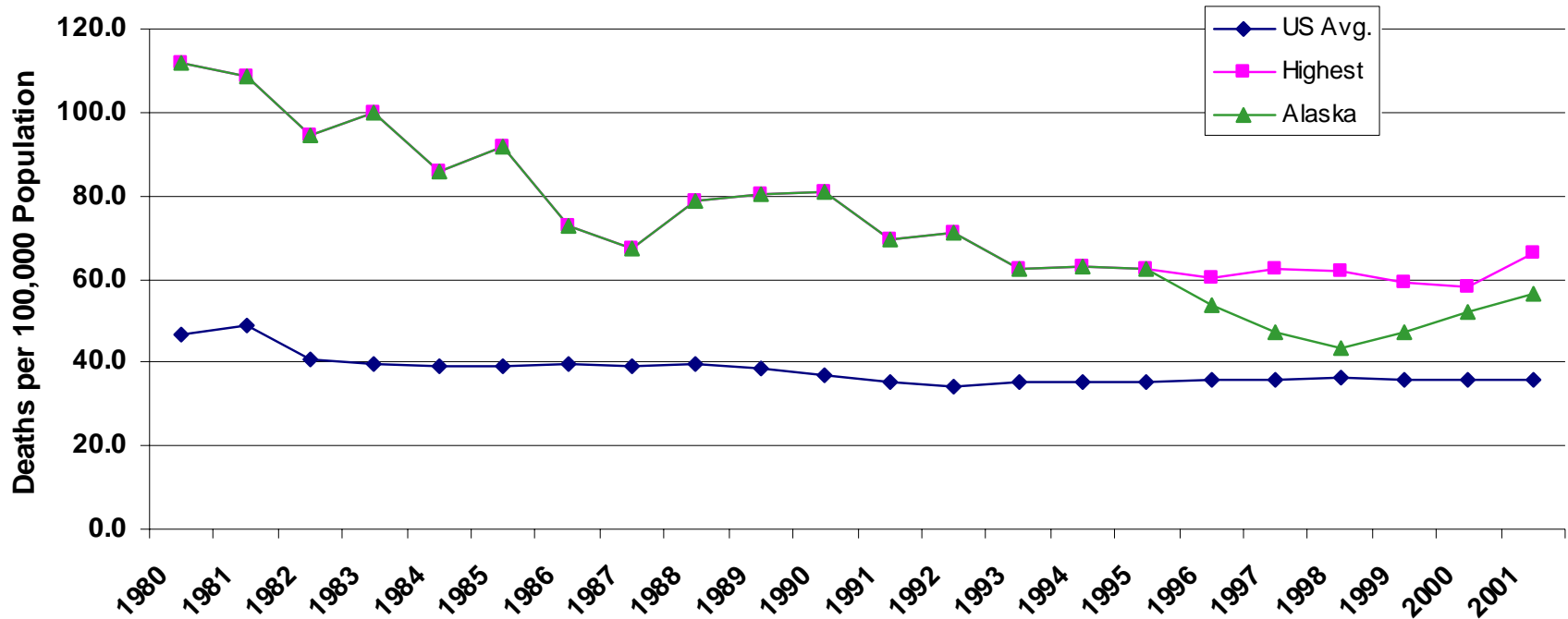
Cost of Unintentional Injuries: \$517 Billion



Average Cost per Incident = \$25,217

Alaska's safety record compared to the US

Alaska Unintentional Injuries

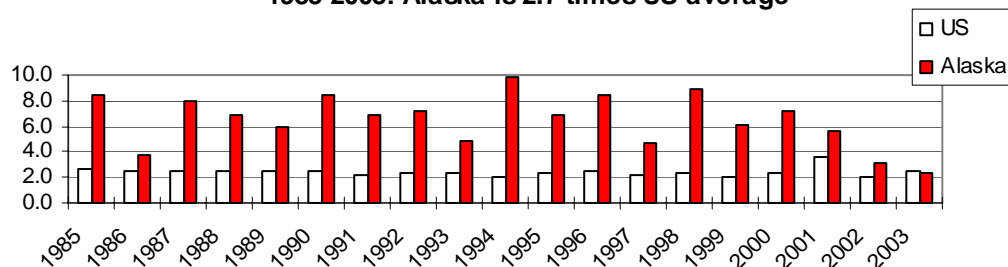


In 2001, Alaska's rate of 56.4 was up again from its 1998 low

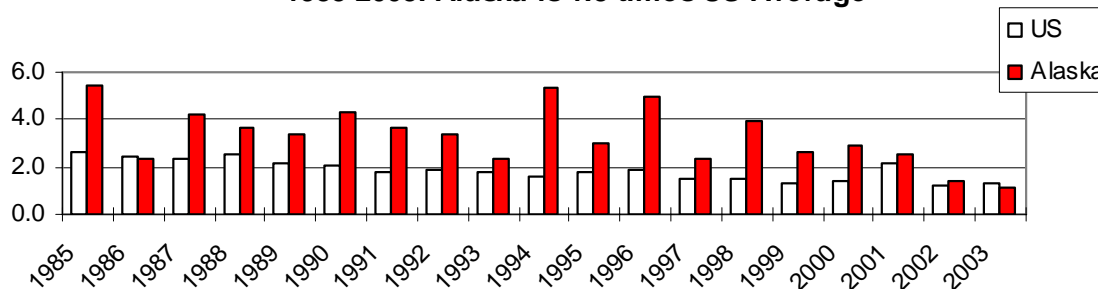
Source: National Safety Council

Alaska's fire incident rates & costs exceed the US national average

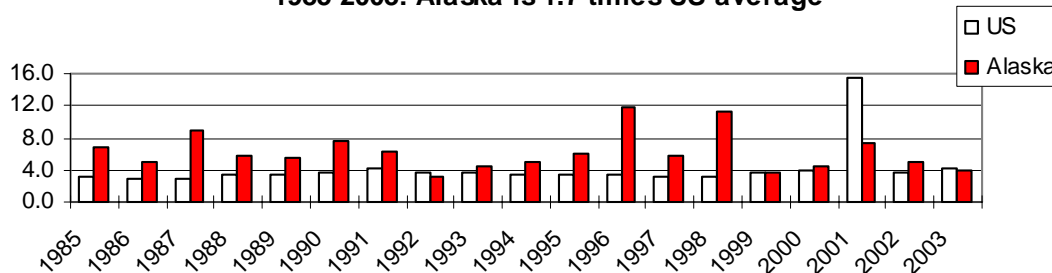
Deaths per 1,000 fires
1985-2003: Alaska is 2.7 times US average



Fire Death Rate per 100,000 Population
1985-2003: Alaska is 1.8 times US Average



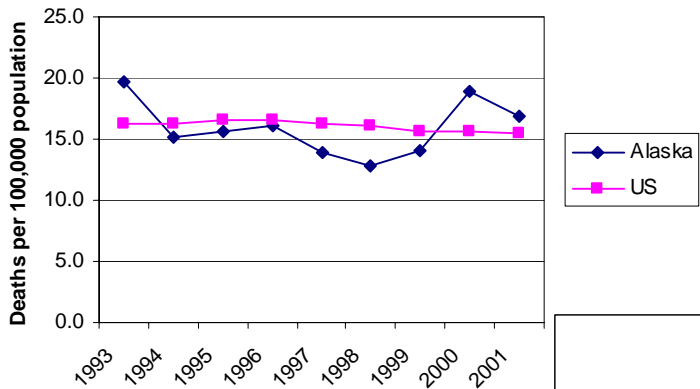
Cost of Fires: \$million per 100,000 Population
1985-2003: Alaska is 1.7 times US average



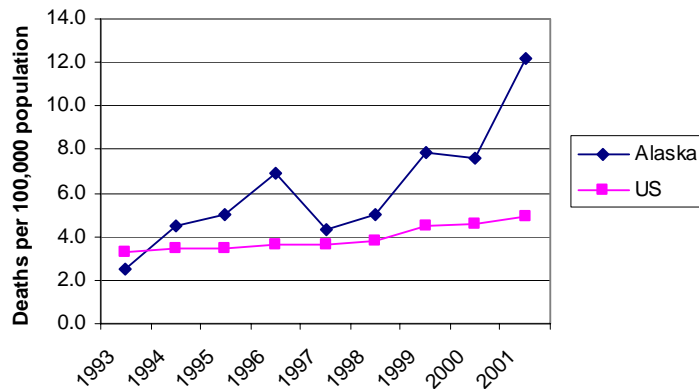
Source: National Fire Protection Association,
Alaska National Fire Incident Reporting System

Alaska's top 5 causes of death compared to US

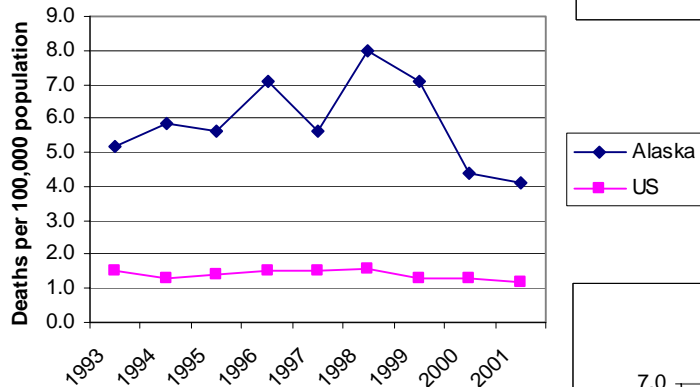
Motor Vehicle



Poisoning

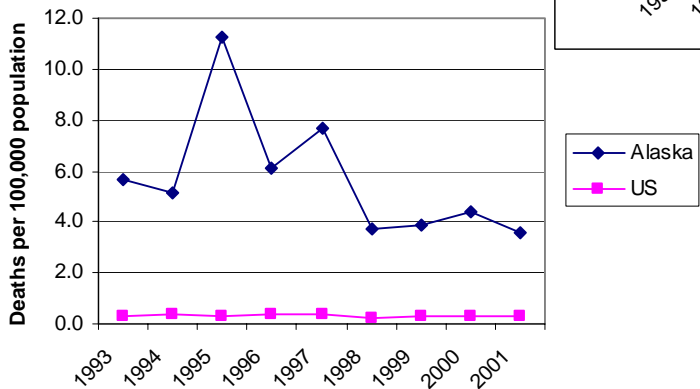


Drowning



Source: National Safety Council

Air Transport



Falls

